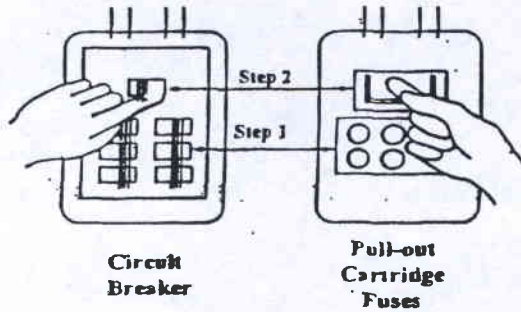
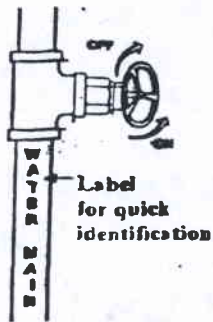


UTILITY SHUTOFFS

Electrical Shut-Offs

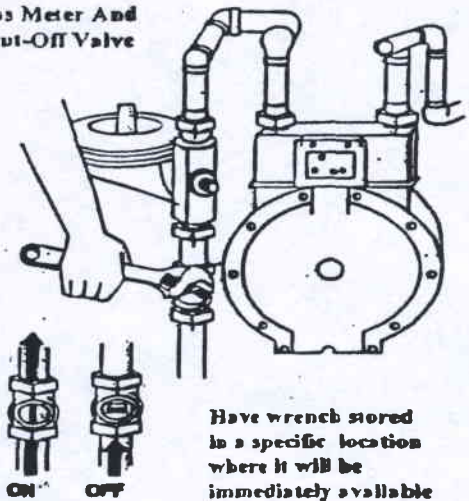


Water Shut-Off



Gas Meter And Shut-Off Valve

Gas Meter And Shut-Off Valve



Utility shutoffs: Electrical, Water, Gas. The electrical shutoff procedure shows both a circuit box and a fuse box and shows two steps. Step 1 is to turn off all individual breakers (or unscrew fuses). Step 2 is to shut off the main circuit (or main fuse switch). The water shut-off indicates a clockwise turn of the valve to shut off and a counter-clockwise turn to turn on. The gas meter shut-off diagram indicates the shut-off valve location on the pipe that comes out of the ground. To turn off the valve, use a wrench to turn the valve clockwise one-quarter turn.